



ARTICLE

Strategy for Accelerating Poverty Reduction in Klungkung Regency, Bali

Nyoman Sudipa ¹, Putu Suda Nurjani ²^{1,2} Faculty of Engineering, Mahendradatta University, Jalan Ken Arok 12-14, Denpasar, Bali✉ nyoman_sudipa@yahoo.com OPEN ACCESS

Citation: Sudipa, N., & Nurjani, P. S. (2021). Strategy for Accelerating Poverty Reduction in Klungkung Regency, Bali. *Jurnal Bina Praja*, 13(1), 41–51. <https://doi.org/10.21787/jbp.13.2021.41-51>

Received: December 15, 2020

Accepted: April 15, 2021

Published: April 30, 2021

© The Author(s)



This work is licensed under a [Creative Commons Attribution-NonCommercial-ShareAlike 4.0 International License](https://creativecommons.org/licenses/by-nc-sa/4.0/).

Abstract: Poverty is an illustration to determine a household's ability to fulfill fundamental rights or the necessities of a decent and dignified life as measured by the poverty line. Klungkung Regency, in the last five years, has made efforts to accelerate poverty reduction through the macro side. It maintains economic growth, reduces inflation, increases investment, creates jobs, and the micro side, namely increasing income and reducing the burden on public spending. Through pro-poor, pro-employment, and pro-regional growth programs. This research aimed to determine the poverty conditions and the reduction in the percentage of poor people in the Klungkung. The research method used quantitative and qualitative approaches, using government data sources and narrated qualitatively. This research uses the theory of poverty culture, various innovative development programs, and poverty to reduce the percentage and number of poor people from year to year. In 2016 the percentage of poverty was 6.35%, or the number of poor people was 11,210. In 2017 the percentage of poor people was 6, 29%, or the number of poor people by 11,150. In 2018 the percentage of poor people was 5.86%, or the number of poor people was 10,430. In 2019, the percentage of poor people was 5.4%, or the number of poor people was 9,960 people. In 2020 the percentage of poor people was 4.87%, or the number of poor people is 8,760. It is expected that by the end of 2023, the percentage of poverty in Klungkung Regency will be 3%, according to the target of the National Medium-Term Plan (RPJMN)

Keywords: poverty; program; population; strategy.

1. Introduction

The purpose of development is to improve the standard of living, community welfare, and reduce poverty. Poverty is a development paradox that becomes a prolonged scourge if efforts to reduce poverty are not made (Ginanjar et al., 2018). Poverty is a person or group of people who cannot fulfill their fundamental rights to develop a decent and dignified life. The fundamental rights in question are the right to access health, education, food, clothing, and shelter (Poverty Reduction Committee of the Republic of Indonesia, 2002).

The problem of poverty is a national problem that must be handled intensively and sustainably with the involvement of all components of society and is a part that is constantly being fought in people's lives (Sudipaa et al., 2014). Poverty in Indonesia continues to decline due to the large number of poverty reduction program interventions undertaken by the government. The trend of poverty in rural areas has decreased along with the increasing population in urban areas (Pratiwi et al., 2020). (Essa, 2018).

Poverty is caused by structural factors, namely due to the influence of policies that cause pressure on the poor people, natural factors due to dry natural conditions and low resources, and cultural factors due to the poor's mental attitude. Unqualified economic growth will increase inequality and impact the community's socio-cultural conditions (Sudipab et al., 2020). Social capital is an important part of developing poor communities. Social capital can be in the form of community participation to jointly develop the regional economy.

Poverty reduction has become a global commitment, namely a commitment to reduce poverty in half by 2015, which has been stated in the MDGs (Millennium Development Goals), and poverty has become one of the important agenda of the SDGs (Sustainable Development Goals) (Jacobus et al., 2018). Qualitatively, poverty is related to the poverty severity index, which explains the poor, and the poverty depth index's expenditure, explaining the poverty line's expenditure gap to the poverty line (Ferezagja, 2018). In general, poverty reduction policies are published to increase people's income by increasing economic capacity and reducing the burden on the poor's spending through social and empowerment assistance (Sujana Royat, 2015). The focus of development policies must be based on existing realities to realize people's welfare (Buhaerah et al., 2017).

To measure poverty in Indonesia using a poverty line approach that can be used to assess the effectiveness of their public-oriented programs more easily by effectively utilizing complete and up-to-date poverty data (Murjani, 2018). An important point in realizing an efficient and targeted acceleration is accurate poverty data validated regularly and the same poverty criteria. The method of measuring poverty is the same every year. Updated poverty data will make it easier to compare poverty reduction and affect the poverty diagnosis in the field. It is innovating program implementation by strengthening innovative programs in the sector of public services and increasing sustainable public services to enhance autonomous regions (Hutagalung, 2018).

2. Methods

This research is qualitative descriptive research. Qualitative descriptive research aims to describe and summarize various conditions, situations, or social reality phenomena in society. Furthermore, attempt to draw that reality to the surface as a feature, character, trait, model, sign, or description about certain conditions or phenomena. Therefore, this research will further describe the strategy of the Klungkung Regency Government in overcoming poverty. This research uses data sources from the government and the central statistical agency, which are then processed and narrated qualitatively. The data used are data on the poor population, poverty depth and severity index data, human development index data, and data on the implementation of poverty alleviation programs in the Klungkung Regency.

3. Results and Discussion

3.1. Poverty in Klungkung Regency

As a form of the responsibility of the Klungkung Regency Government in poverty reduction through the implementation of poverty alleviation programs in synergy with the Province of Bali and the National poverty reduction program by reducing the percentage of poor people gradually and supporting global commitments, namely the Millennium Development Goals (MDGs) and Sustainable Development Goals (SDGs))) (Nurfindarti, 2019). Poverty is complex and dynamic. The problem of poverty does not only concern economic aspects but also social problems. (Sudipa, 2014).

Klungkung Regency has a fluctuating poverty rate from 2011 to 2015. In 2011 the poverty percentage reached 6.1%, with a total poor population of 10,700 people. The following year, 2012, it fell slightly to 5.37%, with the number of poor people reaching 9,300 people. In 2013 the poverty rate in Klungkung Regency increased sharply to 7.01%, with 12,200 poor people. In 2014, the poverty rate of the Klungkung Regency was 7.01%, with a total number of poor people as much as 12,300 people. In 2015 fell 6.91%, with the number of poor people amounting to 12,100 people, in 2016 fell by 6.35%, with a total population of 11,210 poor people, in 2017 it fell by 6.29%, with 11,150 poor people, in 2018 fell by 5.86%, with 10,430 poor people, in 2019 the percentage of poor people fell by 5.4 % or the number of poor people amounting to 9,960 people. In 2020 the percentage of poor people again decreased to 4.87%, or the number of poor people was 8,760 people. A powerful way to alleviate poverty is through economic growth and investment that generates labor. The other side that must be built is equitable education to produce quality human resources. The success of development and poverty reduction will increase economic development, create economic growth and be able to increase regional and national gross regional domestic product (Ariwuni et al., 2019). One of the most effective ways to accelerate poverty reduction is by spurring a region’s economic growth. The decline in poverty in Klungkung Regency is partly due to the increase in investment growth in the tourism sector, which affects the economic development of the Klungkung Regency (Primayanti et al., 2017).

The percentage of poor people in Klungkung Regency in 2020 was 4.87%, and it is the 6th lowest position in Bali Province.

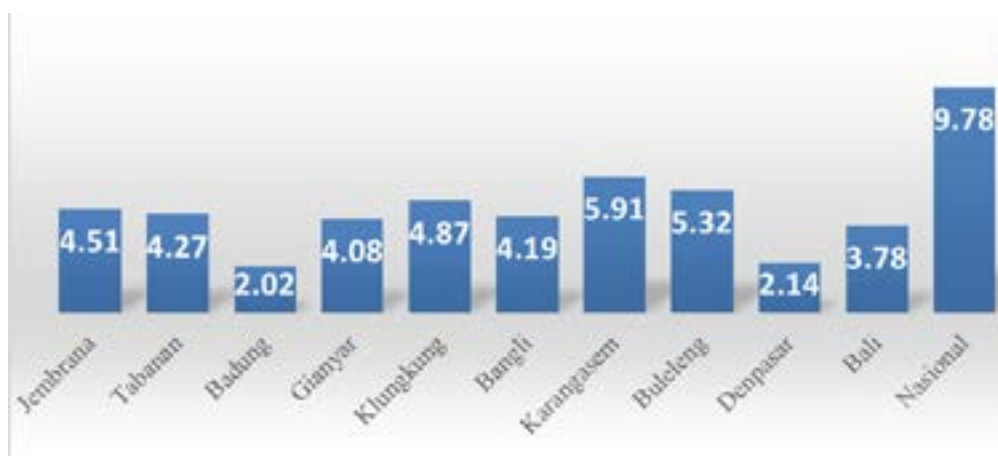
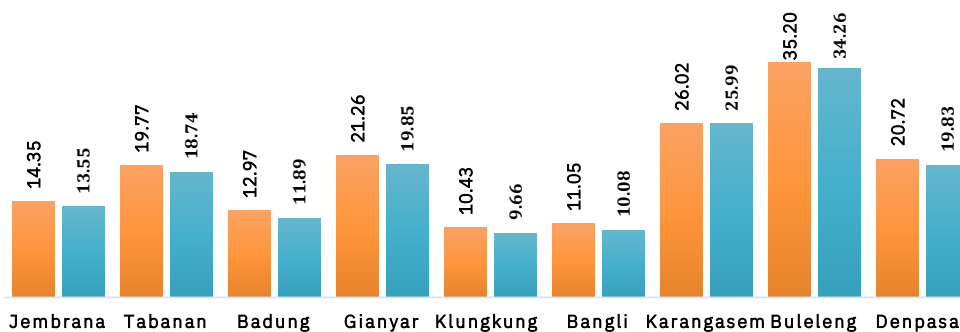


Figure 1. The percentage of poor people in Bali Province in 2020

The number of poor people in the Klungkung Regency in 2018 was 10,430 people, and in 2019 it decreased to 9,660 people or occupied the lowest position in Bali Province.

The percentage of unemployment in 2013 was 2.08%, then in 2014, tourism has started to grow, and the percentage of unemployment has fallen to 1.94%, in 2015 fell to 1.39%, in 2017, it fell by 0.94 %. Compared to Bali Province, the unemployment

Figure 2. The percentage of poor people in Bali Province in 2018



percentage of Klungkung Regency is far below the unemployment percentage of Bali Province, which is 1.48%. Among regencies in Bali, the percentage of unemployed in Klungkung Regency is in the 4th lowest position.

3.2. Poverty Depth and Severity Index

The development of the poverty depth index (P1) in 2012 was 0.77 and increased to 0.79 in 2013 and 1.32 in 2014. This is due to the gap in public expenditure due to slowing economic growth and low investment in Klungkung Regency. In 2015 the poverty depth index (P1) decreased to 1.0, down again to 0.78 in 2016 and 0.33 in 2017. This decrease was due to growth in employment in the tourism sector, improving conditions economy, and increased tourism investment, both investment by local people and foreign investment. The growth of investment is due to changes in the Klungkung Regency Government’s licensing pattern by simplifying and accelerating the issuance of permits. Excellent and clean permits are the entrance to accelerating community welfare (Suhendra, 2018). The absorption of employment in the tourism sector increases people’s income. There is even distribution of income and an increase in people’s purchasing power and the implementation of development innovation programs in Klungkung Regency, especially infrastructure development, education, and health. In 2018 it increased to 0.78, in 2019, it decreased to 0.62, and in 2020 it became 0.67. The poverty depth index (P1) was in a stable position until 201. Conditions and the poverty severity index (P2), Klungkung Regency in 2012 was 0.16 then fell to 0.14 and increased to 0.36. This increase shows a disparity in the poverty line’s expenditure from the poverty line, wherein 2014, there was a slowdown in economic growth and a lack of investment and employment growth, and the lack of local government intervention in regional development. From 2015 to 2017, the poverty severity index (P2) experienced a significant decrease, namely 0.22 in 2015, 0.13 in 2016, and 0.04 in 2017. This decrease was due to good economic growth, increasing investment in the tourism sector resulting in job opportunities and development program interventions. In 2018 it increased again to 0.21, in 2019 to 0.13, and in 2020 to 0.17. This increase was triggered by many new entrepreneurs, especially in Nusa Penida, especially in tourism businesses such as accommodation and tourism travel, which created an economic gap between new entrepreneurs and the community. One of the primary sources of increasing economic growth and investment in the Klungkung Regency is tourism and the role of social media in introducing the Klungkung area, in addition to good local political support and innovation (Shehzad et al., 2021).

3.3. Human Development Index

The human development index of the Klungkung Regency continues to increase from year to year. In 2012, the human development index value of the Klungkung Regency was 67.64 or experienced growth from 0.94 to 0.65. In 2013 amounted to 68.08, 2014 (68.3), 2015 (68.98), 2016 (69.31) or experienced growth from 0.65 to 0.32, in 2017 (70.13), in 2018 (70.70), and in 2019 (71.71). The significant growth in HDI is due to the increase in per capita income of the community due to growth in

employment and investment, the increase in health services, one of which is the Social Security Administrator (BPJS) for all Klungkung Regency people, which comes from the Klungkung regional budget (APBD) and education development.

3.4. The Gini Index

The Gini Index of Klungkung Regency in the last five years has fluctuated with an increasing trend. In 2013, the Gini index reached 0.36, and in 2017 it increased to 0.38. Even for 2017, the Gini index of the Klungkung Regency is the highest compared to other regencies/cities in Bali Province, although slightly below Bali Province. This indicates that the inequality in Klungkung is in the moderate category. In general, the increase in the Gini index in Klungkung Regency is due to the increase in income in the tourism sector, which is more enjoyed by investors, and the decrease in the contribution of agriculture to gross regional income, which is more in the group of 40% of the population with the lowest income so that inequality increases. In 2020 the Gini index of Klungkung Regency will drop to (Hameed et al., 2021). Income inequality will create disparities, create economic burdens, and affect the human development index (Odusanya et al., 2021).

3.5. Gross Regional Domestic Product (GRDP)

The Gross Regional Domestic Product (GRDP) in Agriculture, Forestry, and Fisheries Business sector are still the highest even though it has decreased from 23.91% in 2013 to 22.43% in the last five years 2017. The business sector providing accommodation and food and drink continues to increase, from 11.82% in 2013 to 14.44% in 2017. This indicates a shift in the Klungkung economy, which is starting to focus on the tertiary sector. The growth of GRDP in the Klungkung Regency fluctuates with a downward trend, even though until 2017, it has increased. In 2013, Klungkung Regency's GRDP growth of 6.05% was above the national growth and below Bali Province's growth. In 2017, 5.34% was also above the National achievement and below the Province of Bali's achievement. Compared to other regencies/cities, the growth of GRDP in Klungkung Regency is in the 7th rank above Jembrana and Buleleng Regencies. Agricultural investment remains a priority for developing the Klungkung Regency and pays attention to farmers to increase productivity (Leartlam, 2021).

3.6. Poverty Reduction Strategy

Poverty reduction is pursued with a primary community empowerment strategy that places the community as the main actor of development pursued through four strategic approaches, namely:

- a) Increase the poor's income through increased productivity, where the poor can manage, get opportunities, take sides, and facilitate access to financing for micro-scale productive economic enterprises.
- b) Reducing the poor's expenditure burden through the provision and fulfillment of basic needs, such as education, health, and environmental infrastructure, facilitate and support socio-economic activities.
- c) Develop and ensure the sustainability of Micro, small and medium enterprises (UMKM).
- d) Synergize poverty reduction policies and programs.

The policies of the Klungkung Regency Government in poverty reduction are directed at the main dimensions, namely: (1) lack of opportunities; (2) low independence and ability; (3) low community resources and participation; (4) weak social security or protection.

Based on this, four Policy Patterns were established in poverty reduction, namely:

- a) The policy of promoting opportunity, namely the government and the private sector, and the community, creates job opportunities and business opportunities

- for the poor.
- b) Community empowerment policies, namely the government, the private sector, and the community, empower poverty in being independent and enabling. So that they can regain economic, social, and political rights, control decisions that concern their interests, channel aspirations, identify problems and their own needs.
 - c) Capacity building policies, namely the government, the private sector, and the community to increase the capacity or capacity of the poor and strengthen their institutions to be able to participate in all aspects, take initiatives for their progress, be able to work, and try more productively to meet their needs, and build themselves and their environment independently.
 - d) Social protection policy, namely the government through public policies invites the private sector and the community to provide protection and a sense of security for the poor (such as the elderly, neglected children, disabled people) and poor community groups caused by natural disasters, the negative impact of economic crisis and social conflict.

Based on the basic strategy, four approach strategies, and four policy patterns, 6 (six) policies in poverty reduction were formulated, namely:

1. Community empowerment policy.
2. Policies to increase the income of the poor through productive activities.
3. Policy to reduce the expenditure burden of the poor.
4. Pro-poor macroeconomic policies.
5. Policies to increase the empowerment of women and children to eradicate the inheritance of poverty.
6. Social protection policies.

The poverty reduction strategy is implemented by coordinating the Klungkung Regional Poverty Reduction Coordination Team (TKPKD), whose secretariat is in the Klungkung Research and Development Planning Agency. The Regional Poverty Reduction Coordination Team coordinates with all Klungkung members to plan, budget, implement and evaluate the implementation of poverty alleviation programs (Klungkung Regency Regional Research and Development Planning Agency, 2019).

Based on data on target households based on the integrated poverty database, there are 11,237 households, of which 50% or 5,736 are in Nusa Penida District from 4 sub-districts in Klungkung Regency. Specifically for the Nusa Penida region, it needs a special approach in poverty reduction because it is located across Bali and separated from the ocean. The Nusa Penida region has a dry geographical condition. The primary conditions faced by dry regions are development gaps, unemployment, and poverty (Rusdarti et al., 2013). In the last five years, Nusa Penida has experienced significant economic growth because it has become a tourism destination and has increased the local income of Klungkung Regency by 200%, and has become a contributing sub-district to local revenue in Klungkung Regency (Sudipac et al., 2014). The economy in Klungkung is moving towards a tourism economy and has contributed to Bali's economy, thick with the tourism economy. The growth of tourism in the Klungkung Regency, especially in Nusa Penida, has spurred the development of new businesses that can create new jobs and reduce unemployment. The percentage of unemployed in Klungkung Regency in 2013 was 2.08%, then in 2014, tourism has started to boom.

3.7. Poverty Alleviation Program in Klungkung Regency

To realize the acceleration of poverty reduction in Klungkung Regency, poverty reduction programs are carried out as follows:

3.7.1. Social and Family-based Poverty Reduction Programs include:

- a. House renovation program for target poor households

Housing is an important necessity for poor people, and the Klungkung Regency Government has a strong commitment to renovating the houses of the poor with a target of completion by 2021. The Klungkung Regency Government has gradually carried out house renovations and has touched the number of one thousand house renovations until 2020. The house renovation program is one of the innovations to accelerate housing ownership for the poor (Sartika, 2018). Besides using the budget from the Klungkung Regency Government, the house renovation program also uses funds sourced from Corporate Social Responsibility (CSR).

- b. Home rehabilitation program
In addition to house renovations, the Klungkung district government is carrying out a house rehabilitation program to repair damaged houses. Sources of data come from the results of the social office survey, data from village assistants and village heads. This data will be re-surveyed in the field by the Office of Social Affairs to determine the level of damage and the estimated cost required.
- c. Poor Scholarship Program
The poor scholarship program is carried out regularly every year to reduce the dropout rate for children from low-income families. This program is very helpful in increasing the educational capacity of poor households.
- d. Public Health Insurance Program for all people of Klungkung Regency
Klungkung Regency implements a health insurance program for all people administratively domiciled in Klungkung Regency in collaboration with the Health BPJS. This program is very helpful for the community in accessing free health services. Attention to health in supporting public health nationally and globally (Ghafur et al., 2020)
- e. Compensation for death
- f. Free student transportation
Free transportation for students is carried out regularly every year to reduce the community's burden and reduce the use of private vehicles to school to reduce accidents for school children on the road. This program revives transportation to school and is a new source of income for transport owners.
- g. Free birth certificate, marriage certificate, and death certificate program
- h. Training and education programs for children from low-income families to be facilitated to work on free cruise ships.
This program aims to increase the income of the poverty by training children from low-income families as workers on cruise ships and to depart for free abroad. This program is to break the chain of poverty and create a better future for low-income families (Chen et al., 2020).
- i. Hydroponic program for poor households
- j. Assistance for persons with disabilities and people with mental disorders

3.7.2. The Community Empowerment-based Poverty Reduction Program includes:

- a. Village surgical program
It is one of the leading programs to identify the problems faced by each village by involving all regional officials. It is going directly to the field, conducting direct surveys to determine the condition of the community, poverty conditions, infrastructure conditions, and other conditions for further execution through the program, which is stated in the Klungkung Regency Medium Term Development Plan and the Regional Government Work Plan. The village surgical program is carried out to empower community groups and create a labor-intensive system in overcoming poverty (Hamudy, 2013).
- b. Yowana Gema Santi Program (Village development empowerment assistance)

This program is an innovative program that aims to encourage efforts to increase the human development index in Klungkung Regency through a direct approach to the field by providing village assistance. The assistant makes direct records of the community's social conditions, including health conditions, economic capacity, income, housing conditions, education, and illnesses suffered. He continued, the assistant will report online to the Klungkung Regency Social Service for further reporting and discussion with the Regent to carry out the development program. The human development index is one of the development indicators used as a reference in the Klungkung Regency (Aminah et al., 2018).

- c. Rumah Keong (Empowerment and strengthening of superior products to support tourism: seaweed, mango, coconut, and cassava)
This program is to enrich superior regional products in supporting efforts to increase community capacity in increasing income through empowering small businesses. This program is in the form of increasing products according to the local potential of Klungkung Regency. This program increases the role of women in the economy to realize gender equality (Vithanage et al., 2020).
- d. Local Waste Management (TOS). This program is an innovation of Klungkung Regency in reducing waste by processing waste into brackets used as fuel. 95% of the waste residue can be reduced both organic and inorganic waste. Local Waste Processing Centers have become pilot centers. Garbage is a problem in every area; efforts to change waste handling patterns are important in maintaining cleanliness and the environment (Armadi et al., 2020). The habit of disposing of waste is a social behavior that is an important part of development because waste becomes waste that can pollute the environment (Supardiono et al., 2021).

3.7.3. Poverty reduction programs based on the empowerment of micro and small enterprises include:

- a. Strengthening and empowering Village-owned enterprises (BUMDes)
Strengthening Village-owned enterprises (BUMDes) is part of enhancing small businesses as an extension of poverty reduction. In every village in the Klungkung regency, there are Village-owned enterprises (BUMDes) that are small business agents. Small business in each village uses Village-owned enterprises (BUMDes) as a source of capital by accessing micro-credit with low interest. Small businesses can go hand in hand with economic development in the village. With the development of tourism, small business is growing rapidly. Small business creates a mobile financial process and reduces capitalists' grip—small business as an effort to reduce poverty in villages (Tambunan, 2012).
- b. Strengthening cooperatives
- c. Empowerment of Village Unit Cooperative (KUD) through Bima Juara (Buying expensive selling cheap), namely buying unhulled rice above the market price, processing it into the rice, and selling it below the market price).
- d. Empowerment and strengthening of traditional salt farmers.
Efforts to promote superior regional products by reviving salt farmers in Klungkung Regency have successfully built soil and salt farming eco-relations. The Klungkung regency government became the facilitator to seek product permits, assisted with equipment, trained, and helped package the modern Kusamba salt products, and has now generated economic benefits. Some of the older salt farmers have felt socially cared for (Nizeyumukiza et al., 2020).

3.7.4. Other programs

- a. Tourism infrastructure development
- b. Agricultural irrigation development

- c. Regional facility development
- d. Development of educational facilities
- e. Development and revitalization of health facilities

The problem of poverty cannot be solved through policies that are sectoral, partial, and short-term, but policies that are consistent, integrated, and planned. Poverty reduction policies are based on pro-poor public policies. This pro-poverty policy must be translated into pro-poor development and pro-poor growth. Based on this, it is necessary to synchronize policies to reference poverty alleviation carried out by the central and regional governments, the business community of non-governmental organizations, and other social components. Poverty alleviation is the cumulative result of the entire development process. Every development effort result will contribute to poverty reduction, such as building roads, bridges, private sector investment, and even recruiting employees. However, some programs are directly allocated explicitly, targeting the poor to affirm poverty. Poverty is a social problem. To overcome social capital, it needs to be strengthened with social capital to build sustainable livelihoods, namely through job creation (Sahoo, 2020).

The Klungkung Regency Government implements poverty alleviation programs through the Klungkung Regency Regional Poverty Reduction Coordination Team. The Klungkung Regency Regional Poverty Reduction Coordination Team coordinates with related institutions, plan poverty reduction programs and executes programs in the field through associated institutions. In planning and implementing poverty reduction, the Klungkung Regency Regional Poverty Reduction Coordination Team refers to the basic regulations issued by the central government.

The shift in the development paradigm in Indonesia, starting from the economic development paradigm, the social welfare development paradigm, and now shifting to the human development paradigm, has resulted in poverty reduction policies. In addition, prioritizing poverty in development has the consequence that every development policy must be oriented and beneficial to the poor (pro-poor development) in the fields of economy, social, politics, law, and security. The government's poverty reduction paradigm is the paradigm of fulfilling fundamental human rights that emphasizes individual autonomy rather than just approaching society's needs. The government's commitment to sign a declaration of achievement of the Millennium Development Goals (MDGs) achievement is a measurable and significant step in reducing poverty with an orientation to the fulfillment of fundamental human rights. Since 2015 the MDGs era has ended and continued with the SDGs (Sustainable Development Goals), namely achieving the Millennium Development Goals target.

Poverty alleviation cannot be done briefly and simultaneously because of the poor's complexity and the limited resources available. Poverty reduction must be carried out in integrated, measured, synergic, and planned stages based on partnerships and various parties' involvement and managed as a joint poverty reduction movement to realize fundamental rights fulfillment.

Poverty alleviation programs in Klungkung Regency are local programs to help reduce poverty nationally. This program will continue to be carried out to maintain the current conditions and reduce the number of poor people in the coming years. It is hoped that the collaboration of programs and support from the provincial and central governments will accelerate economic growth and reduce poverty.

4. Conclusion

Acceleration of poverty reduction is determined by building synergies between stakeholders and building innovative pro-community poverty reduction programs, and building a commitment to regional development based on regional growth, both economic growth, investment growth that has an impact on employment growth. Increasing the capacity for the development of education and health facilities and carrying out poverty alleviation through programs of a social nature, community

empowerment, and empowerment of micro and small businesses as an effort to reduce the poor population, reduce the depth and severity index of poverty and increase the human development index. Of the various programs implemented in 2020, the percentage of poor people was 4.87%, or the number of poor people was 8,760. Efforts to reduce the number of poor people continue to be carried out through program innovation, increasing investment in the community, and increasing employment. It is expected that by the end of 2023, the percentage of poverty in the Klungkung Regency will be 3%, according to the target of the National Medium-Term Plan (RPJMN).

References

- Armadi, M., Suarna, W., Sudarma, M., Mahendra, M. S., Sudipa, N. (2020). Greenhouse Gas Emissions from Household Waste in Denpasar City. *Journal Invermental Management and Tourism*, XI (47), 1750-1760 [https://doi.org/10.14505/jemt.11.7\(47\).16](https://doi.org/10.14505/jemt.11.7(47).16)
- Aminah, S., & Wardani, D. K. (2018). Readiness Analysis of Regional Innovation Implementation. *Jurnal Bina Praja*, 10(1), 13–26. <https://doi.org/10.21787/jbp.10.2018.13-26>
- Ariwuni, M. A. D., Kartika, N. I. (2019). Pengaruh PDRB dan Pengeluaran Pemerintah terhadap IPM dan Tingkat Kemiskinan di Kabupaten/Kota Provinsi Bali, *E-Jurnal Ekonomi Pembangunan Universitas Udayana*, 8 (12), 2927 - 2958 <https://ojs.unud.ac.id/index.php/eep/article/view/48099/32789>
- Badan Perencanaan Penelitian dan Pengembangan Daerah Kabupaten Klungkung. (2019). Strategi Penanggulangan Kemiskinan Daerah Kabupaten Klungkung 2018-2023. Semarang
- Buhaerah, P., Utomo, N., & Elfansuri, E. (2017). Review of Regional Development Planning Based on the Human Rights Principles. *Jurnal Bina Praja*, 9(2), 295–305. <https://doi.org/10.21787/jbp.09.2017.295-305>
- Chen, Z., & Elliott, W. (2020). Saving for college: perspectives from participants in a universal children's savings program. *Journal of Children and Poverty*, 26(2), 151–166. <https://doi.org/10.1080/10796126.2020.1768656>
- Elvira Handayani Jacobus, E. H., Kindangen, P., Walewangko, E., N. (2018). Analisis Faktor-Faktor yang Mempengaruhi Kemiskinan Rumah Tangga di Sulawesi Utara, *Jurnal Pembangunan Ekonomi dan Keuangan Daerah*, 19 (7), 1-16 <https://ejournal.unsrat.ac.id/index.php/jpekd/article/viewFile/32744/30937>
- Essa, W. Y. (2018). Capturing Social Capital Through Bandung City Community Index Arrangement and Development. *Jurnal Bina Praja*, 10(2), 169–181. <https://doi.org/10.21787/jbp.10.2018.169-181>
- Ferezagja, D. V. (2018). Analisis Tingkat Kemiskinan di Indonesia. *Jurnal Sosial Humaniora Terapan*, 1 (1), 1-6 <https://doi.org/10.7454/jsht.v1i1.6>
- Ghafur, T., Islam, M. M., Alam, N., & Hasan, M. S. (2020). Health and demographic surveillance system sites: Reflections on global health research ethics. *Journal of Population and Social Studies*, 28(3), 265–275. <https://doi.org/10.25133/JPSSV28N3.018>
- Ginanjari, R. A. F., Setyadi, S., Suirah, U. (2018). Analisis Strategi Penanggulangan Kemiskinan di Provinsi Banten. *Jurnal Ekonomi-Qu*, 8 (2), 227-248 <http://dx.doi.org/10.35448/jequ.v8i2.4450>
- Hamudy, M. (2013). PNPB Mandiri Vs Kemiskinan di Indonesia. *Jurnal Bina Praja*, 05(03), 159–162. <https://doi.org/10.21787/jbp.05.2013.159-162>
- Hutagalung, S. S., & Hermawan, D. (2018). Evaluation of Local Government Innovation Program in Lampung Province. *Jurnal Bina Praja*, 10(2), 241–250. <https://doi.org/10.21787/jbp.10.2018.241-250>
- Komite Penanggulangan Kemiskinan Republik Indonesia, (2002), SNPK: Strategi Nasional Penanggulangan Kemiskinan, Jakarta, TKPK RI https://hanibalhamidi.files.wordpress.com/2017/03/snpk_ind.pdf
- Leartlam, C., Praneetvatakul, S., & Bunyasi, I. (2021). Investment of rice farming households in Thailand and Vietnam. *Kasetsart Journal of Social Sciences*, 42(1), 1–8. <https://doi.org/10.34044/j.kjss.2021.42.1.01>
- Murjani, A. (2018). Stochastic Dominance Analysis for the Poverty in Tabalong Regency 2013 and 2017. *Jurnal Bina Praja*, 10(1), 1–12. <https://doi.org/10.21787/jbp.10.2018.01-12>
- Nale, F. W., Kiha, E. K. (2018). Analisis Faktor-Faktor yang Mempengaruhi Tingkat Kemiskinan Di Kecamatan Insana Kabupaten Timor Tengah Utara (TTU). *Jurnal Dinamika Ekonomi Pembangunan*, 1 (3), 35-45 <https://doi.org/10.14710/jdep.1.3.35-45>
- Nizeyemukiza, E., Pierewan, A. C., Ndayambaje, E., & Ayriza, Y. (2020). Social engagement and retirement satisfaction: Evidence from Indonesia. *Journal of Population and Social Studies*, 28(3), 221–231. <https://doi.org/10.25133/JPSSV28N3.015>
- Nurfindarti, E. (2019). Strategy and Roadmap for Achieving Sustainable Development Goals in Serang City. *Jurnal Bina Praja*, 21, 219–235. <https://doi.org/10.21787/jbp.11.2019.219-235>
- Odusanya, I. A., & Akinlo, A. E. (2021). Income Inequality and Population Health in Sub-Saharan Africa: A Test of Income Inequality-Health Hypothesis. *Journal of Population and Social Studies*, 29, 235–254. <https://doi.org/10.25133/JPSSV292021.015>
- Pratiwi, E. D., Ashar, K., Syafitri, W. (2020). Dampak Kemiskinan Terhadap Pola Mobilitas Tenaga Kerja Antarsektor di Indonesia. *Jurnal Kependudukan*, 15 (1), 1-18 <https://doi.org/10.14203/jki.v15i1.473>
- Primayanti, L., Fasisaka, I., & Nugraha, A. (2017). Strategi Pemerintah Tiongkok Dalam Mengentaskan Kemiskinan Dan Kelaparan Yang Ekstrem Sebagai Target Pertama Mdgs. *Jurnal Hubungan Internasional*, 1(1). <https://ojs.unud.ac.id/index.php/hi/article/view/27131>

- Royat, Sujana. (2015). Kebijakan Pemerintah dalam Penanggulangan Kemiskinan. Menko Kesra Bidang Koordinasi Pengangguran Kemiskinan. Jakarta https://pse.litbang.pertanian.go.id/ind/pdf/files/PROS_2008_MAK4.pdf
- Rusdarti, Sebayang, L. K. (2013). Faktor-Faktor yang Mempengaruhi Tingkat kemiskinan di Provinsi Jawa Tengah. *Jurnal Econimia*, 9 (1), 1-9 <https://journal.uny.ac.id/index.php/economia/article/view/1371>
- S. S., Hameed, M. R., Sarwar, G., Adil, S., Batool, H., Hussain, I., & Road, W. (2021). IMPACT OF PUBLIC DEBT ON ECONOMIC GROWTH : AN EMPIRICAL INVESTIGATION FROM SOUTH ASIAN COUNTRIES. 9(2), 173–184. <https://doi.org/10.18510/hssr.2021.9218>
- S. S. (2021). RELATIONSHIP AMONG SOCIAL MEDIA USES , INTERNET MEDIATION AND POLITICAL PARTICIPATION IN PAKISTAN. 9(2), 43–53 <https://giapjournals.com/hssr/citationstylelanguage/get/apa?submissionId=5113>
- Sahoo, M. (2020). Mining and Social Capital: A Micro-analysis from Odisha, India. *Journal of Population and Social Studies*, 29, 100–117. <https://doi.org/10.25133/jpssv292021.007>
- Sartika, D. (2018). “Ruslani” Social Innovation in Public Service Based on Community Empowerment in Samarinda Seberang Sub-District of Samarinda City. *Jurnal Bina Praja*, 10(1), 91–100. <https://doi.org/10.21787/jbp.10.2018.91-100>
- Sudipaa, N. (2014). “Kemiskinan dalam Perkembangan Pariwisata di Kelurahan Ubud” (disertasi). Denpasar. Universitas Udayana.
- Sudipab, N., Mahendra, M. S., Adnyana, W. S., & Pujaastawa, I. B. (2020). Dampak Sosial Budaya Masyarakat di Kawasan Pariwisata Nusa Penida. *Jurnal Penelitian Budaya*, 5 (2), 60-66 <http://ojs.uho.ac.id/index.php/JPeB/article/view/13223>
- Sudipac, N., Mahendra, M. S., Adnyana, W. S., & Pujaastawa, I. B. (2020). Tourism Impact on the Environment in Nusa Penida Tourism Area. *Journal Inveronmental Management and Tourism*, XI (41), 113-124 <https://journals.aserspublishing.eu/jemt/article/view/4586>
- Suhendra, A. (2018). Licensing Innovations in Improving Regional Investment in Boyolali Regency. *Jurnal Bina Praja*, 10(1), 47–55. <https://doi.org/10.21787/jbp.10.2018.47-5>
- Supardiono., Arthana, W., Adnyana, W., S., Suyasa, W., B., Sudipa, N. (2021). Analysis of Water Quality in Batujai Reservoir Due to Community and Business Activities in Central Lombok Regency, Indonesia. *Journal of Environmental Management & Tourism*. 1 (12). 30-42 [https://doi.org/10.14505/jemt.v12.1\(49\).03](https://doi.org/10.14505/jemt.v12.1(49).03)
- Tambunan, T. (2012). Peran Usaha Mikro dan Kecil dalam Pengentasan Kemiskinan di Daerah. *Jurnal Bina Praja*, 04(02), 73–92. <https://doi.org/10.21787/jbp.04.2012.73-92>
- Vithanage, V., & Arachchige, B. J. H. (2020). Gender disparity in work-family balance in academia: A study in the Sri Lankan university context. *Sri Lanka Journal of Social Sciences*, 43(2), 61–72. <https://doi.org/10.4038/SLJSS.V43I2.7623>